




SLP (UK) LIMITED
LIGHTING & CEILING COMPONENTS

P1 Glare Control



The P1 Louvre has the smallest cellular configuration in the Para-square range. P1 Louvres offer incredible glare controlling properties coupled with modern aesthetics. The P1 Louvre has an excellent performance to Category 1 (550 cut off) that is not affected by the distance of the lamp from the back of the louvre.

This makes the P1 especially suitable for use in retrofit projects and with T5 lamps where the depth of the fixture is critical to the product design. The vacuum metalised surface serves to enhance the light output. P1 Louvres can be supplied in either standard sizes or cut and fabricated to customer's individual requirements.

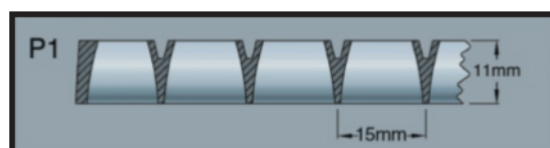

Product Data	P1 Glare Control
Cell Size	15 x 15 x 11 mm
Moulded Panel Size	1213 x 603 mm
Material	Polystyrene / Acrylic
Packed Per Carton	10 pcs
Weight per Carton	21 kg
Carton Size	1245 x 640 x 115 mm
Colours Available	Mirror Silver Additional colours available, special order
Stocked Sizes	1213 x 603 mm 1195 x 595 mm 595 x 595 mm
Non Standard Sizes	Cut to order / balance cutting to special order

Metalised Louvres



SLP
(UK) LIMITED
LIGHTING & CEILING COMPONENTS

P1 Glare Control



P1 louvres are ideally suited to the following applications:

Office lighting (intensive use)

Car showrooms, Retail outlets, Retail POS display, Conferencing areas, Lifts, Refurbishment projects, Task lighting, Display lighting, Video conferencing & Cruise ships

Composition and Colours

P1 lighting controllers are fine quality injection moulded products produced from either polystyrene or acrylic (PMMA) resin. The various coloured metalised coatings are applied using a state of the art metalising process. A Dura-luxT M polymer coating can also be applied to special order. This will enhance the life-span of the product.

Appearance

The P1 panel is a parabolic cellular panel with a fixed cell size of 15 x 15 x 11mm. The standard specular silver appearance gives an attractive and pleasing visual effect and increased light output. Other metalised colours and satin finishes are available to order.

Cutting

Para-square louvres can be cut to size using specialist circular saw equipment. A symmetrical (balanced) cutting service can be provided upon request. For further information, please contact our sales office.

Fabrication

Para-square louvres can be fabricated to sizes larger than the original panel. For further information, please contact our sales office.

Framing

Para-square louvres can be framed on the sides and ends using our "Easyfix" framing system. SLP have a full range of standard clip-on frames that allow easier installation and maintenance. For further information, please contact our sales Office.

Photometric Performance

Photometric data on this product can be obtained from our web page by clicking on the "Photometrics" link or by contacting our sales office.



Handling and Maintenance

Health and Safety issues must be carefully assessed at all times. When handling panels, clean dry lint free gloves should be worn. Care should be taken not to touch inside the cells even with gloves as this can have a damaging effect on the metalised coating. Metalised louvres can be cleaned by light dry dusting or blowing off with a clean oil free airline.

Metalised Louvres